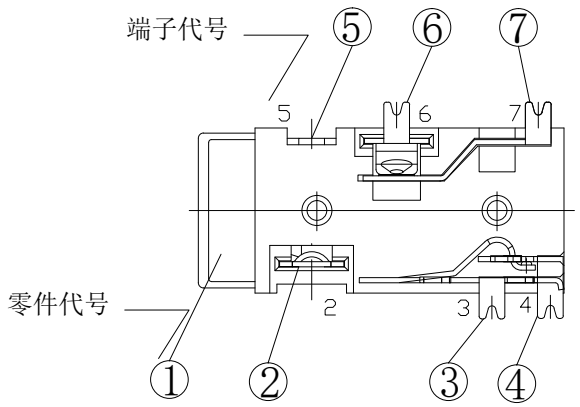

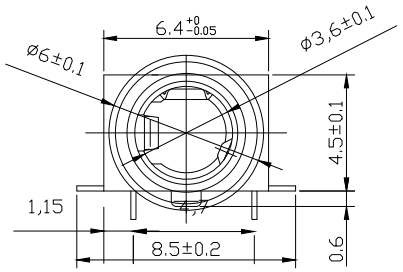

电 路 图

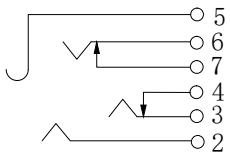

PCB. 端子尺寸图
TOP VIEW

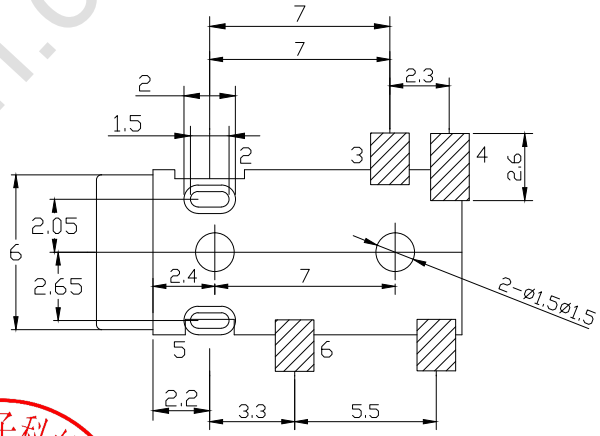

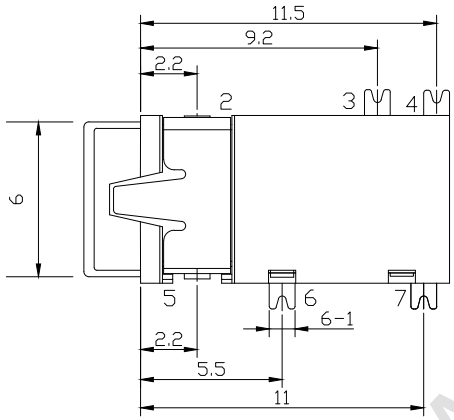

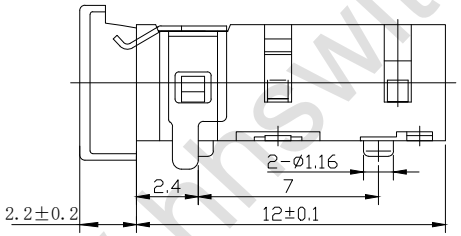

主要技术性能

1.额定电负荷: 30V 0.5A;

2.接 触 电 阻: ≤30mΩ;

3.绝 缘 电 阻: ≥100MΩ;

4.耐 压: AC500V(50Hz)/min;

5.插 拔 力: 3~20N;

6.寿 命: 5,000次。

代号	零 件 名 称	数量	材 料	备 注
7	左定片端子(7#)	1	QSn6.5-0.1锡青铜带 δ=0.20mm	D.L1Ag
6	左簧片端子(6#)	1	锡青铜带t=0.20mm	D.L1Ag
5	上接触端子(5#)	1	QSn6.5-0.1锡青铜带 δ=0.20mm	D.L1Ag
4	右定片端子(4#)	1	QSn6.5-0.1锡青铜带 δ=0.20mm	D.L1Ag
3	右簧片端子(3#)	1	锡青铜带t=0.20mm	D.L1Ag
2	右接触端子(2#)	1	QSn6.5-0.1锡青铜带 δ=0.20mm	D.L1Ag
1	基 座	4	PPA工程塑料	黑色

东莞市航宏电子科技有限公司
受控文件

www.hhswitch.com

DESIGN	MISS ZENG	SC ALL		TOLERANCE	ANGLES	品名：	耳机插座
DRAWIGN	MISS LI	ANIT	mm	.X ±0.10	X. ±5°		
CHECK	Mr. ZENG	SIZE	A4 ：210*297	.XX ±0.05		型号：	PJ-342B铜头前插后贴
APPROVAL		VERSION	01				

东莞市航宏电子科技有限公司
Dongguan Hanghong Electronics Co., Ltd.